

Sexual Assault Climate Survey Report

Sexual Assault Climate Survey Purpose and Administration

The Spring 2024 Sexual Assault Campus Climate Survey assessed both the level of awareness and understanding of Pratt policies and processes and state and federal regulations surrounding Title IX and sexual misconduct. It also measured sentiment regarding safety efforts on campus during a three-week period from March 2024 to April 2024. All students were invited to take the survey. This included a total of 4,974 students connected to the Brooklyn and Manhattan campuses in the roles of undergraduate and graduate students.

Profile of Respondents

A total of 114 unique individuals responded to the survey for an overall response rate of 2%. The respondents came from all walks of life at Pratt. A total of 86% of respondents were undergraduate students and 14% of respondents were graduate students. Most respondents, 63%, identified as female, while 19% of respondents identified as male. 3% of respondents identified as transgender. Genderqueer and gender nonconforming identities each represented 4% of respondents. A total of 43% of respondents identified as minorities and 20% of respondents reported that they attended Pratt on a student visa.

General Knowledge

85% of respondents agreed that Pratt has policies related to Title IX and sexual misconduct. However, only 45% of respondents generally understood the Title IX process, 46% of students knew how to contact the Title IX coordinator, and 56% of respondents knew how to file a report of sexual misconduct. Approximately 57% of respondents indicated that students know what constitutes a sexual misconduct complaint and how to access resources for sexual misconduct. A total of 60% of students were aware of New York State's definition of affirmative consent and felt prepared to support a victim of sexual misconduct.

Title IX/Sexual Misconduct Perception

Over 50% of respondents agreed that Pratt would act appropriately when receiving a Title IX incident report, this includes keeping the report private and supporting the person making the complaint. Slightly fewer respondents, 45%, felt Pratt would take appropriate disciplinary actions for those found responsible for sexual misconduct. Similarly, 47% of respondents felt Pratt would take corrective action to address factors that led to sexual misconduct complaints.

Only 32% of respondents agreed that Pratt's sexual misconduct prevention training is effective. 33% of respondents believed they or a friend were at risk of falling victim to sexual misconduct at Pratt, compared to 40% who felt they were not at risk (26% of respondents were neutral on this topic).

Safety and Sexual Misconduct Experience

60% of respondents were aware of others experiencing sexual misconduct at Pratt. 17% of respondents reported experiencing sexual misconduct while at Pratt. Of the 17% of respondents who experienced sexual misconduct, 55% identified as first-year students, and 65% reported the incident occurred in a residence hall.

A total of 79% of respondents agreed that they would intervene to support a harmed party if they witnessed sexual misconduct. 76% of respondents agreed that they would report an incident of sexual misconduct to Pratt, with slightly lower numbers agreeing that they would report to law enforcement (69%).

A total of 71% of respondents felt safe on Pratt's campus. Nearly 60% of respondents agreed Pratt administrators and Public Safety officers are committed to ensuring campus safety and fostering a welcoming community.

Analysis of Survey

In 2024 this survey was only administered to students, whereas past years included faculty and staff respondents. Given the 2020 regulatory changes and restructuring of the Title IX Office (i.e., relocation to Student Affairs, hiring of an additional staff member, and programmatic implementation), it was determined that the 2024 survey would obtain data on students only.

Compared to 2021, significantly fewer students completed the survey. In 2021, more than 1,000 students completed the survey, compared to 114 students in 2024. Given the significant differences in response rates and the significantly low response rate in 2024, the statistical significance between the two survey years and within the 2024 survey cannot be measured.

In 2024, additional questions were asked relating to sexual misconduct prevention training, bystander intervention, the perception of sexual misconduct risk, and sexual misconduct experience at Pratt. These questions were not asked in previous surveys; thus, no comparison to past data can be made on these topics.

• **Policy Awareness:**

- In both 2021 and 2024, it is clear that students have a general awareness of policies. However, in 2024 the students who participated in the survey did not have as strong of an agreement on what violated the policy and how to support a victim of sexual misconduct. It is unclear as to whether the data in 2024 is reflective of the entire Pratt student community due to the low survey response rate.

• **Training:**

- In 2024, only 32% of students found sexual misconduct prevention training to be effective. Despite the low response rate, we determined that a review of prevention training needs to occur since there was low agreement with current training prevention and low agreement with comprehension of what constitutes a Title IX complaint.
 - Although this may not be reflective of all Pratt students, it is significant based on who did complete the survey.

• **Title IX Coordinator:**

- In 2021 and 2024, less than 50% of students knew how to contact the Title IX Coordinator. This can be attributed to a variety of factors:
 - Over the last two years, the Title IX Coordinator role was either vacant or in transition, leading to inconsistencies in Pratt having a full-time Title IX Coordinator.
 - The COVID-19 pandemic and remote-learning options may have also been attributed to the low awareness of the Title IX Coordinator due to the remote status of students and their transition back to on-campus activities during this timeframe.
- As of spring 2024, Pratt has hired a full-time Title IX Coordinator. We will examine additional communication mediums to promote the Title IX Coordinator's contact information.

• **Safety:**

- In both 2021 and 2024, the majority of students consistently reported feeling safe on campus.

• **Perception and Experience with Sexual Assault:**

- As stated above, questions relating to these topics were not asked in 2021. Further, the low response rates do not provide statistical significance to measure sexual misconduct rates at Pratt.
- In 2024, 17% of students reported experiencing sexual misconduct (sexual assault, dating/domestic violence or stalking) at Pratt.
 - According to RAINN (<https://rainn.org/statistics/campus-sexual-violence>), 13% of all college students experience rape or sexual assault through physical force, violence, or incapacitation nationally.
- In 2024, 55% of students who experienced sexual misconduct reported that the sexual misconduct occurred during their first year at Pratt.
 - According to RAINN (<https://rainn.org/statistics/campus-sexual-violence>), students are more at risk of sexual assault in their first and second semesters at college.

• **Future Surveys:**

- To obtain statistically significant data on this topic, Pratt will identify resources to improve survey participation. Pratt will explore using a third party to administer future surveys that will allow Pratt to benchmark its data with other U.S. institutions. Pratt will also ensure that future surveys contain experiential questions relating to sexual misconduct to better understand student sexual misconduct rates at Pratt. These changes to future surveys will help inform Pratt on how to allocate resources and design programs relating to sexual misconduct prevention and awareness.

Sexual Assault Climate Survey

General Knowledge



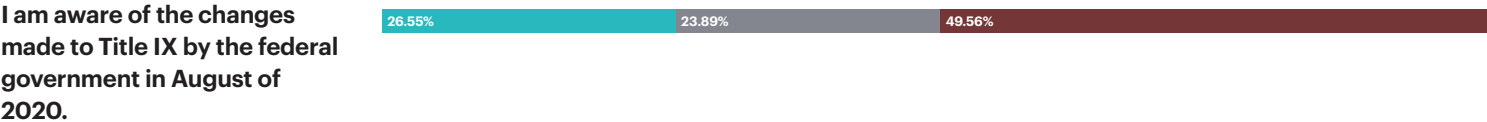
Yes Not sure No



Sexual Assault Climate Survey

General Knowledge



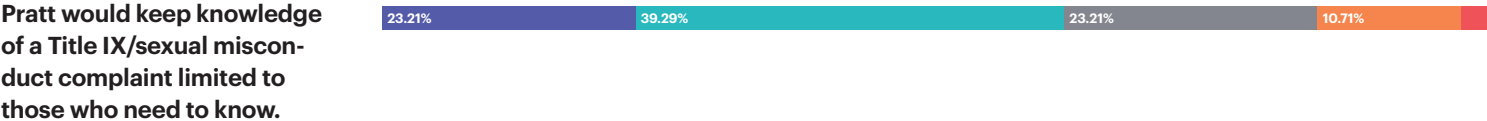
■ Yes ■ Not sure ■ No



Sexual Assault Climate Survey

Perception Questions: Title IX and Sexual Misconduct

Strongly Agree Agree Neutral Disagree Strongly Disagree



Sexual Assault Climate Survey

Perception Questions: Title IX and Sexual Misconduct

Strongly Agree Agree Neutral Disagree Strongly Disagree

At the request of either party, Pratt would work with criminal investigators and local and state law enforcement to collectively assist with a Title IX/sexual misconduct complaint.



Pratt would take steps to protect the person making a Title IX/sexual misconduct complaint from retaliation.



The annual training provided by Pratt on sexual harassment prevention and Title IX was effective.



I am concerned that I or my friend are at risk of falling victim to sexual misconduct (i.e., sexual assault, dating/domestic violence, or stalking) at Pratt.





I believe that Pratt students would intervene if they witnessed sexual misconduct.



Sexual Assault Climate Survey

Perception Questions: Safety

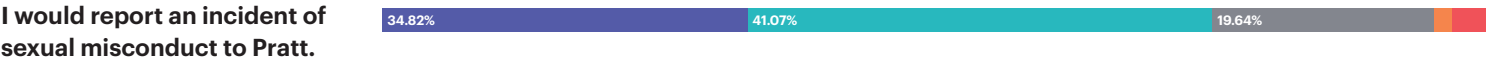
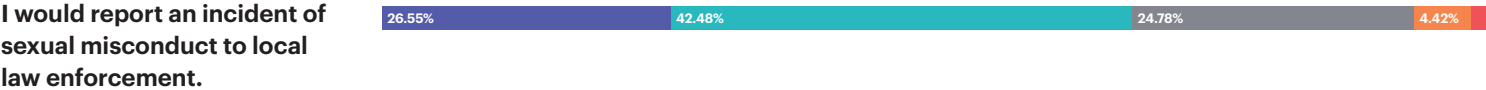
Strongly Agree Agree Neutral Disagree Strongly Disagree



Sexual Assault Climate Survey

Perception Questions: Safety

Strongly Agree Agree Neutral Disagree Strongly Disagree



Sexual Assault Climate Survey

Personal Experience

Yes Not sure No

I have experienced sexual misconduct (i.e., sexual assault, dating/domestic violence, or stalking) while at Pratt.



First Year Sophomore Junior/Upper Junior Senior Graduate

If you experienced sexual misconduct, in what year did you experience sexual misconduct? (Select all that apply)



In Pratt on-campus housing On campus, nonresidential location Off campus

If you experienced sexual misconduct, where did the incident occur? (Select all that apply)



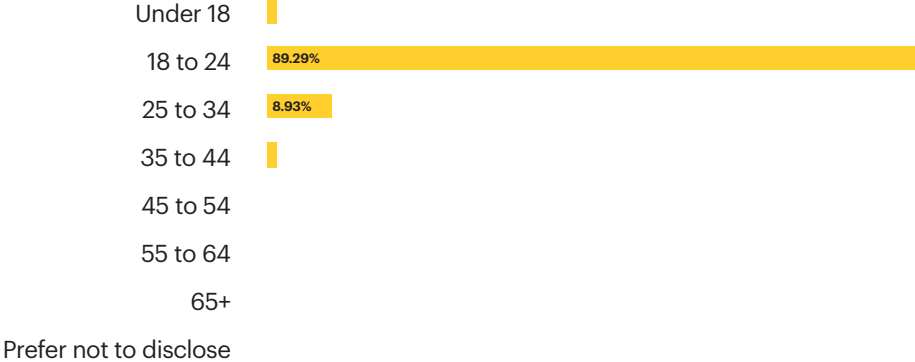
Sexual Assault Climate Survey

Demographics

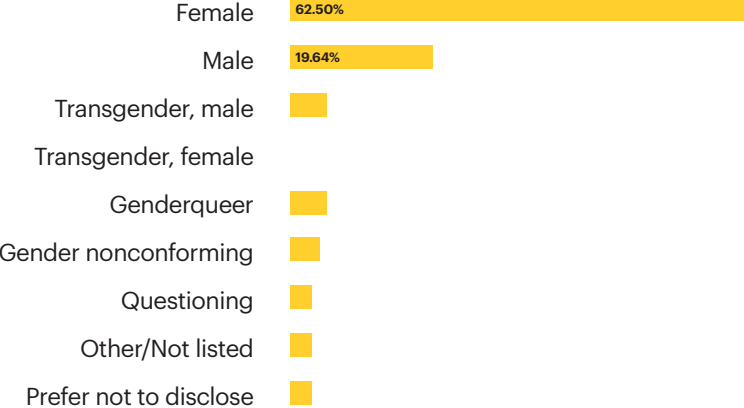
What is your Pratt affiliation?
(Select all that apply)



What is your age range?



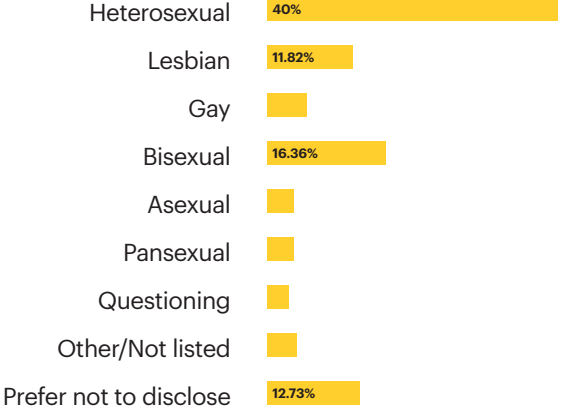
Which of the following best describes your gender identity?



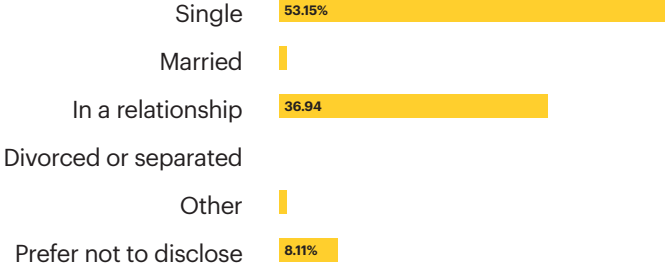
Sexual Assault Climate Survey

Demographics

Which of the following best describes your sexual orientation?



What is your relationship status? Are you:



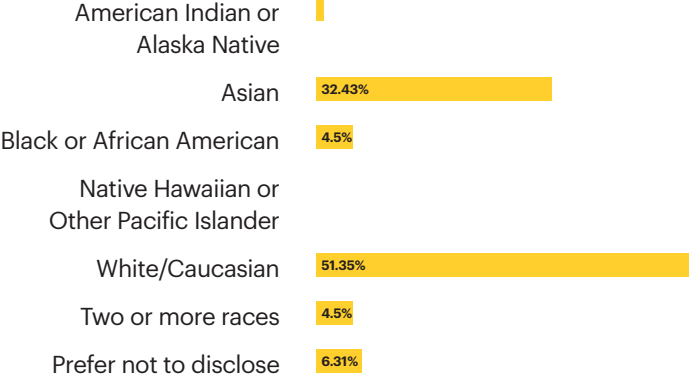
Would you consider yourself Hispanic or Latinx?



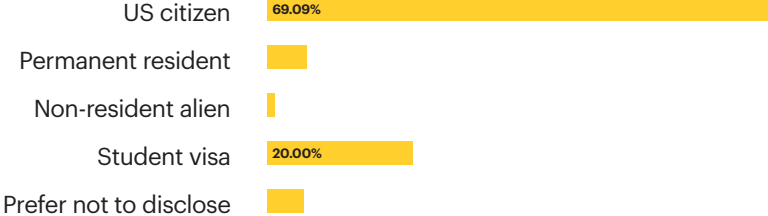
Sexual Assault Climate Survey

Demographics

How do you describe your racial identity/ethnicity?



What is your immigration, citizenship, or residence status?



Have you served in the U.S. military?

